













# Your Basic Resource Guide for Jewelry Making Pliers & Cutters

Type	Picture	Description	Uses
Bent Nose Pliers		Chain nose with a 45 degree bend	<ul style="list-style-type: none"> <li>• Gets into small spaces easily</li> <li>• Good for detailed work</li> <li>• Useful for picking up small parts</li> <li>• Useful for opening and closing jump rings</li> </ul>
Chain Nosed Pliers		Narrow tipped jaws	<ul style="list-style-type: none"> <li>• General use pliers</li> <li>• Inside can be smooth or serrated</li> <li>• Use to make bends, loops, and working with jump rings</li> <li>• Use for gripping and tucking in wire ends</li> <li>• Use to get into tight spaces</li> <li>• Use for twisting, squeezing, shaping</li> </ul>
Crimping Pliers		Have 2 notches to make crimps	<ul style="list-style-type: none"> <li>• Finishing pliers</li> <li>• Use to crimp beads and tubes at end of wire</li> </ul>
End Cutter		Cutting edge is at the end of the cutter	<ul style="list-style-type: none"> <li>• Use for cutting off ends that stick out</li> <li>• Allows you to cut flush at the end of beads or other jewelry parts</li> </ul>

Flat Nose Pliers		Flat, smooth, even sized jaws	<ul style="list-style-type: none"> <li>• General purpose work</li> <li>• Use for gripping and holding wire</li> <li>• Use to make angular bends</li> <li>• Use for opening and closing jump rings</li> </ul>
Flush Cutter		The backs of the blades meet smoothly to create a straight cut, the fronts of the blades make an angled cut	<ul style="list-style-type: none"> <li>• Cuts straight across wire</li> <li>• Use for trimming ends</li> <li>• Makes a clean cut</li> </ul>
Memory Wire Cutter		Shears made for specifically cutting memory wire, don't use other cutters it will permanently damage them.	<ul style="list-style-type: none"> <li>• Use for cutting memory wire and other hard wires</li> </ul>
Needle Nose Pliers		Long, tapering jaws with a pointed tip	<ul style="list-style-type: none"> <li>• Use when working with beads, stones, clasps</li> <li>• Use to bend and reposition wire</li> <li>• Use to get into small spaces</li> <li>• Have a sharp wire cutter near the pivot</li> </ul>
Nylon Jaw Pliers		Soft plastic jaws	<ul style="list-style-type: none"> <li>• Use to avoid blemishing or scratching soft wire or delicate objects</li> </ul>
Rosary Pliers		Combination of round nose pliers and side cutter.	<ul style="list-style-type: none"> <li>• Use for making rosary type necklaces</li> </ul>

Round Nose Pliers		Round smooth tapered jaws	<ul style="list-style-type: none"><li>• Circular, tapered jaws</li><li>• Use for making loops, circles, coils, bends</li><li>• Use to wrap wire</li></ul>
Side Cutter		Cutting edge is on the side	<ul style="list-style-type: none"><li>• Cuts off on an angle</li></ul>